


(I)(a) Statement showing Shareholding Pattern


Name of the Company	: Alembic Ltd
Scrip Code, Name of the Scrip, Class of security	: 506235 ALEMBICLTD EQ
As on	: 31-03-2015

Partly paid-up shares:-	No. of Partly paid-up shares	As a % of total no. of partly paid-up shares	As a % of total no. of Shares of the Company
Held by promoter/Promoter group	Nil	Nil	Nil
Held by Public	Nil	Nil	Nil
Total	Nil	Nil	Nil
Outstanding convertible securities:-	No. of Outstanding securities	As a % of total no. of outstanding securities	As a % of total no. of shares of the Company, assuming full conversion of the convertible securities
Held by promoter/Promoter group	Nil	Nil	Nil
Held by Public	Nil	Nil	Nil
Total	Nil	Nil	Nil
Warrants:-	No. of warrants	As a % of total no. of warrants	As a % of total no. of shares of the Company, assuming full conversion of the warrants
Held by promoter/Promoter group	Nil	Nil	Nil
Held by Public	Nil	Nil	Nil
Total	Nil	Nil	Nil
Total paid-up capital of the Company assuming full conversion of warrants and convertible securities	267031828	0.00	100.00



Cont (I)(a) Statement showing Shareholding Pattern

Category	Category of Shareholder	Number of Shareholders	Total Number of Shares	Number of Shares held in dematerialised form	Total Shareholding as a percentage of total number of shares		Shares pledged or otherwise encumbered	
					As a percentage of (A+B)	As a percentage of (A+B+C)	No. of shares	As a %
(I)	(II)	(III)	(IV)	(V)	(VI)	(VII)	(VIII)	(IX)=(VIII)/(IV)*100
(A)	Shareholding of Promoter and Promoter Group							
(1)	Indian							
(a)	Individuals / Hindu Undivided Family	21	26804860	26804860	10.04	10.04	-	-
(b)	Central Government / State Government	-	-	-	-	-	-	-
(c)	Bodies Corporate	11	144043144	144043144	53.94	53.94	-	-
(d)	Financial Institutions / Banks	-	-	-	-	-	-	-
(e)	Any other (specify)	-	-	-	-	-	-	-
	Sub-Total (A)(1)	32	170848004	170848004	63.98	63.98	-	-
(2)	Foreign							
(a)	Individuals (Non-Resident Individuals / Foreign Individuals)	-	-	-	-	-	-	-
(b)	Bodies Corporate	-	-	-	-	-	-	-
(c)	Institutions	-	-	-	-	-	-	-
(d)	Any other (specify)	-	-	-	-	-	-	-
	Sub-Total (A)(2)	-	-	-	-	-	-	-
	Total Shareholding of Promoter and Promoter Group (A) = (A)(1)+(A)(2)	32	170848004	170848004	63.98	63.98	-	-
(B)	Public Shareholding							
(1)	Institutions							
(a)	Mutual Funds / UTI	-	-	-	-	-	-	-
(b)	Financial Institutions/Banks	15	396856	366656	0.15	0.15	-	-
(c)	Central Government/State Government(s)	-	-	-	-	-	-	-
(d)	Venture Capital Funds	-	-	-	-	-	-	-
(e)	Insurance Companies	-	-	-	-	-	-	-
(f)	Foreign Institutional Investors	13	24394925	24394925	9.14	9.14	-	-
(g)	Foreign Venture Capital Investors	-	-	-	-	-	-	-
(h)	Any other -OBC	1	1500	-	0.00	0.00	-	-
(h-i)	Employee welfare fund	1	5700	-	0.00	0.00	-	-
(h-ii)	Qualified Foreign Investor-Ind	-	-	-	0.00	0.00	-	-
(h-iii)	Qualified Foreign Investor-Corp	-	-	-	0.00	0.00	-	-
	Sub-Total (B)(1)	30	24798981	24761581	9.29	9.29	-	-




Category	Category of Shareholder	Number of Shareholders	Total Number of Shares	Number of Shares held in dematerialised form	Total Shareholding as a percentage of total number of shares		Shares pledged or otherwise encumbered	
					As a percentage of (A+B)	As a percentage of (A+B+C)	No. of shares	As a %
(I)	(II)	(III)	(IV)	(V)	(VI)	(VII)	(VIII)	(IX)=(VIII)/(IV)*100
(2)	Non-Institutions							
(a)	Bodies Corporate	595	5667777	5632477	2.12	2.12	-	-
(b)	Individuals	-	-	-	-	-	-	-
	i. Individual shareholders holding nominal share capital up to Rs. 1 lakhs	54519	49178847	39880932	18.42	18.42	-	-
	ii. Individual shareholders holding nominal share capital in excess of Rs. 1 lakhs	71	14072329	13932229	5.27	5.27	-	-
(c)	Any other - Foreign Portfolio Investor	1	19534	19534	0.01	0.01	-	-
	i. Clearing Member	281	1467096	1467096	0.55	0.55	-	-
	ii. Non-Resident Indians (NRI) - Repat.	267	647248	647248	0.24	0.24	-	-
	iii. Non-Resident Indians (NRI) Non-Repat.	153	316362	273012	0.12	0.12	-	-
	iii. Trusts	5	15650	15650	0.01	0.01	-	-
	Sub-Total (B)(2)	55892	71384843	61868178	26.73	26.73	-	-
	Total Public Shareholding (B) = (B)(1)+(B)(2)	55922	96183824	86629759	36.02	36.02	-	-
	TOTAL (A) + (B)	55954	267031828	257477763	100.00	100.00	-	-
(C)	Shareholding held by Custodians and against which Depository Receipts have been issued	-	-	-	-	-	-	-
	GRAND TOTAL (A) + (B) + (C)	55954	267031828	257477763	100.00	100.00	-	-



(I) (b) Statement showing Shareholding of persons belonging to the category 'Promoter & Promoter Group'

Sr. No.	Name of the Shareholder	Total shares held		Shares pledged or otherwise encumbered			Details of Warrants		Details of Convertible Securities		Total Shares (Including underlying shares assuming full conversion of warrants & convertible securities) as % of diluted share of capital
		Number of Shares	As a % of Grand Total (A+B+C)	Number	As a percentage (VI)=(V)/(III)* 100	As a % of Grand Total (A+B+C) of sub-clause (I)(a)	Number of Warrants	As a percentage of total warrants of the same class	Number of Convertible Securities	As a percentage of total convertible securities of the same class	
(I)	(II)	(III)	(IV)	(V)	(VI)=(V)/(III)* 100	(VII)	(VIII)	(IX)	(X)	(XI)	(XII)
1	SHRENO LTD	36737560	13.76	0.00	0.00	0	-	-	-	-	-
2	WHITFIELD CHEMTECH P LTD	36570460	13.70	0.00	0.00	0	-	-	-	-	-
3	SIERRA INVESTMENTS LTD	33584140	12.58	0.00	0.00	0	-	-	-	-	-
4	NIRAYU PVT LTD	33798274	12.66	0.00	0.00	0	-	-	-	-	-
5	CHIRAYU R AMIN	6486030	2.43	0.00	0.00	0	-	-	-	-	-
6	MALIKA C AMIN	5824620	2.18	0.00	0.00	0	-	-	-	-	-
7	YERA RAMANBHAI AMIN	2161830	0.81	0.00	0.00	0	-	-	-	-	-
8	CHIRAYU R AMIN	2146500	0.80	0.00	0.00	0	-	-	-	-	-
9	PRANAV C AMIN	2019600	0.76	0.00	0.00	0	-	-	-	-	-
10	UDIT C AMIN	2013960	0.75	0.00	0.00	0	-	-	-	-	-
11	VIDYANIDHI TRUST	1619100	0.61	0.00	0.00	0	-	-	-	-	-
12	NINCHAKA A KOTHARI	1265800	0.47	0.00	0.00	0	-	-	-	-	-
13	SHAUNAK C AMIN	1229880	0.46	0.00	0.00	0	-	-	-	-	-
14	SHAUNAK C AMIN	784080	0.29	0.00	0.00	0	-	-	-	-	-
15	SIERRA INVESTMENTS LTD	751200	0.28	0.00	0.00	0	-	-	-	-	-
16	SHREYA RUPENDRA MUKHERJEE	679720	0.25	0.00	0.00	0	-	-	-	-	-
17	AROGYAVARDHINI SOCIETY	561900	0.21	0.00	0.00	0	-	-	-	-	-
18	CHIRAYU R AMIN	410400	0.15	0.00	0.00	0	-	-	-	-	-
19	ANUP N KOTHARI	380000	0.14	0.00	0.00	0	-	-	-	-	-
20	JYOTI S PATEL	327600	0.12	0.00	0.00	0	-	-	-	-	-
21	JYOTI S PATEL	324000	0.12	0.00	0.00	0	-	-	-	-	-
22	JYOTI S PATEL	324000	0.12	0.00	0.00	0	-	-	-	-	-
23	UTKARSH VIDYAKENDRA	292500	0.11	0.00	0.00	0	-	-	-	-	-
24	MALIKA C AMIN	161640	0.06	0.00	0.00	0	-	-	-	-	-
25	UJJWAL VIDYALAYA	124500	0.05	0.00	0.00	0	-	-	-	-	-
26	NAINTARA SHAUNAK AMIN	60000	0.02	0.00	0.00	0	-	-	-	-	-
27	SAMIRA PRANAV AMIN	60000	0.02	0.00	0.00	0	-	-	-	-	-
28	RANVIR P AMIN	60000	0.02	0.00	0.00	0	-	-	-	-	-
29	INAAYA S AMIN	60000	0.02	0.00	0.00	0	-	-	-	-	-
30	MALIKA C AMIN	25200	0.01	0.00	0.00	0	-	-	-	-	-
31	VIRAMYA PACKLIGHT LTD	1800	0.00	0.00	0.00	0	-	-	-	-	-
32	PAUSHAK LTD.	1710	0.00	0.00	0.00	0	-	-	-	-	-
	Total	170848004	63.98	0.00	0.00	0	-	-	-	-	-



Note: Name of some shareholders are repeated as they are holding shares in different folios/ demat accounts due to their different joint holdings.

Contd..

(I) (c) (i) Statement showing Shareholding of persons belonging to the category "Public" and holding more than 1% of the total number of shares

Sr. No.	Name of the Shareholder	Number of Shares	Shares as a percentage of total number of Shares {i.e. Grand Total (A) + (B)+(C) indicated in Statement at para (I)(a) above}	Details of Warrants		Details of Convertible	
				Number of Warrants	As a percentage of total number of warrants of the same class	Number of Convertible Securities	As a percentage of total number of convertible securities of the same class
1	LOTUS GLOBAL INVESTMENT LTD	12015540	4.50	-	-	-	-
2	ELARA INDIA OPPORTUNITIES FUND	10451746	3.91	-	-	-	-
	TOTAL	22467286	8.41	-	-	-	-

(I) (c) (ii) Statement showing holding of securities (including shares, warrants, convertible securities) of persons (together with PAC) belonging to the category "public" and holding more than 5% of the total number of shares of the Company

Sr. No.	Name of the Shareholder	Number of Shares	Shares as a percentage of total number of Shares {i.e. Grand Total (A) + (B)+(C) indicated in Statement at para (I)(a) above}	Details of Warrants		Details of Convertible	
				Number of Warrants	As a percentage of total number of warrants of the same class	Number of Convertible Securities	As a percentage of total number of convertible securities of the same class
	Total	-	-	-	-	-	-

(I) (d) Statement Showing details of Locked-in shares

Sr. No.	Name of the Shareholder	Number of Locked-in Shares	Shares as a percentage of total number of Shares {i.e. Grand Total (A) + (B)+(C) indicated in Statement at para (I)(a) above}
	NIL	-	-
	Total	-	-



Contd.,

(II) (a) Statement showing details of Depository Receipts (DRs)

Sr. No.	Type of outstanding DR (ADRs, GDRs, SDRs, etc.)	Number of outstanding DRs	Number of shares underlying outstanding DRs	Shares underlying outstanding DRs as a percentage of total number of shares [i.e., Grand Total (A)+(B)+(C) indicated in Statement at para (I)(a) above]
	Nil		Nil	Nil
	TOTAL			

(II) (b) Statement showing Holding of Depository Receipts (DRs), where underlying shares held by promoter/ promoter group are in excess of 1% of the total number of shares

Sr. No.	Name of the DR Holder	Type of outstanding DR (ADRs, GDRs, SDRs, etc.)	Number of shares underlying outstanding DRs	Shares underlying outstanding DRs as a percentage of total number of shares [i.e., Grand Total (A)+(B)+(C) indicated in Statement at para (I)(a) above]
	NIL	-	-	-
	Total	-	-	-

For Alembic Limited



Chirag K. Shukla
Company Secretary

